



PATSTAMPS

TECHNIQUE JUNKIE NEWSLETTER

## Pouncing Tutorial

February/March 2008

*Lisa Somerville filmed this technique and provided the variations.  
So many choices -- so many looks!*



### Supplies:

Supplies:

- 2 or more coordinating colors of Adirondack Dimensional Pearls\*
- Glossy Cardstock
- Saran Wrap
- Non-Stick Craft Sheet or other Protective Surface

\* See variations, below



### Steps One - Three:

Place a quarter-sized puddle of each of the Dimensional Pearls on the craft sheet, leaving space between them.

Scrunch up the Saran Wrap and use it to pick up the first color of paint.

Pounce over the cardstock, leaving white space on the cardstock.



### Step Four:

Turn the Saran Wrap inside out and pick up the second color of paint and pounce onto the glossy card stock, covering completely with paint.



### Step Five:

Allow paint to dry and mat and embellish as desired.


## Finished Card

Finished Piece by: Lisa Somerville  
Stamps: Paper Bag Studios



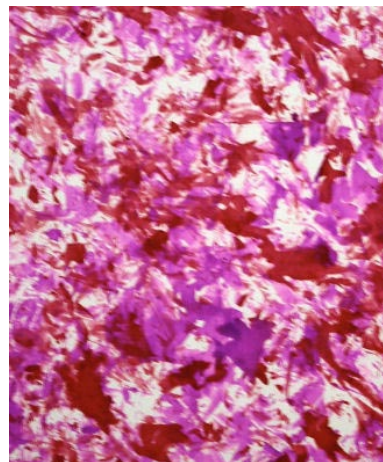
### Optional:

To add more dimension, cover the piece with Ultra Thick Embossing Powder while the paint is still wet and heat with the heat tool.



### Alternate Methods:

Try the technique with Acrylic Dabbers

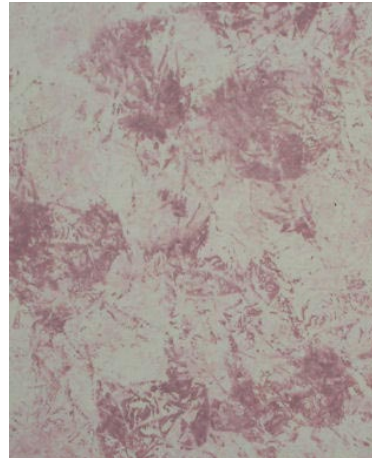


### Alternate Methods:


Try with Alcohol Inks



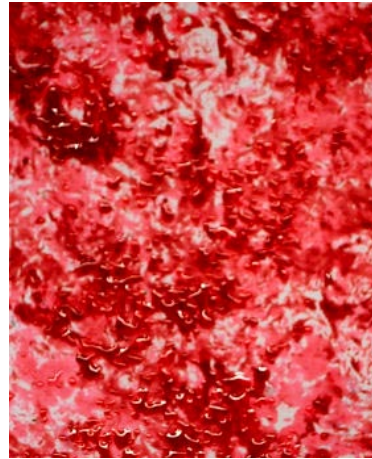
**Alternate Methods:**  
Try with Color Wash Sprays



**Alternate Methods:**  
Try the technique with Dye Inks



**Alternate Methods:**  
Try the technique with Radiant Rain mists



**Alternate Methods:**  
Try the technique with Dye Reinkers

## Finished Card

Artwork: Lisa Somerville

Stamps: Stampin' Up!

© 1990-2008 Stampin' Up! ®



## Finished Card

Artwork: Vada Schutz

Stamps: Stamper's Anonymous,

Hearts in Touch



## Finished Card

Artwork: Gerrie Johnnic

Stamps: Artistic Outpost



## Finished Card

Artwork: Kimm Bennington-Thompson

Stamps: Hearts in Touch



## Finished Card

Artwork: Gerrie Johnnic  
Stamps: Artistic Outpost



## Finished Card

Artwork: Kimm Bennington-Thompson  
Stamps: Stampin' Up!, Imaginisic  
© 1990-2008 Stampin' Up! ®



## Finished Card

Artwork: Lisa Somerville  
Stamps: Flourishes



## Finished Card

Artwork: Kimm Bennington-Thompson  
Stamps: Stampin' Bella, The Angel Company



## Finished Card

Artwork: Kimm Bennington-Thompson  
Stamps: Inkadinkadoo

