

Resist Strips Tutorial

Selective resist -- such a beautiful look. Filmed by Jane Bosi.

Finished Card:

Artist: Jane Bosi

Stamp: Technique Junkie Stamps




Supplies:

- Neutral Cardstock
- VersaMark Ink
- Clear Embossing Powder
- Embossing Heat Tool
- Various Distress Inks or Distress Stains
- Post It Notes
- Background or Flourish Stamp
- Sponge Applicator



Step One:

Ink stamp with VersaMark and stamp onto neutral cardstock.




Step One Continued



Step Two:

Cover ink with clear embossing powder.



Step Three:

Remove excess embossing powder and heat emboss.



Step Three Continued




Step Four:

Use Post It Notes to mask off a strip of the embossed background.




Step Five:

Apply first ink in the masked off area.




Step Five Continued




Step Six:

Reposition Post It Notes on embossed background, masking off another strip.




Step Seven:

Apply the second ink in the masked area.



Step Eight:

Repeat masking off strips of the embossed background and adding ink.



Step Nine:

Continue until the desired look is achieved. Complete as desired.




Step Nine Continued



Step Eleven:

Similarly, mask off strips of background and apply stains direct to the paper. Use as desired.



Step Ten:

Similarly, a flourish image can be stamped multiple times on the cardstock and embossed.



Step Eleven Continued

Finished Card:

Artist: Jane Bosi

Stamp: Technique Junkies Stamps



Finished Card:

Artist: Beth Norman


Stamp: Stamping Bella



Finished Card:

Artist: Tricia O'Bin

Stamp: Technique Junkies Stamps



Finished Card:

Artist: Hetty Sanders

Stamp: Technique Junkies Stamps



Finished Card:

Artist: Hetty Sanders

Stamps: Technique Junkies Stamps



Finished Card:

Artist: Jane Bosi

Stamps: Doodle Pantry, Tim Holtz, Technique Junkies Stamps



Finished Card:

Artist: Beth Norman

Stamps: Technique Junkies Stamps



Finished Card:

Artist: Hetty Sanders

Stamps: Technique Junkies Stamps



Finished Card:

Artist: Judy Jackson

Stamps: Technique Junkies Stamps; Stampin' Up!

©1998-2014 Stampin' Up!



Finished Card:

Artist: Judy Jackson

Stamps: Technique Junkies Stamps; Stampin' Up!

©1998-2014 Stampin' Up!



Finished Card:

Artist: Judy Jackson

Stamps: Technique Junkies Stamps; Stampin' Up!

©1998-2014 Stampin' Up!



Finished Card:

Artist: Shelly Schmidt

Stamps: Technique Junkies Stamps



Finished Card:

Artist: Shelly Schmidt
Stamps: Stampin' Up!
©1998-2014 Stampin' Up!



Finished Card:

Artist: Jackie Kalchert
Stamps: Technique Junkies Stamps

